



ULTRASONIC INSTRUMENT

The pulse velocity in a material depends on its density and its elastic properties, which in turn are related to the quality and the compressive strength of the material.

It is therefore possible to obtain information about the properties of components by sonic investigations:

- Uniformity of the concrete
- Cavities, cracks, defects due to fire and frost
- Modulus of elasticity (general indication only)
- Concrete strength

Combination TICO-SCHMIDT method for determination of the concrete strength f_c



Test report CUR 69 of the TNO (Netherlands) describes a method by which the concrete strength can be calculated using a combination of the rebound value of a SCHMIDT hammer type N and the pulse velocity. This mathematical relationship was derived from the test results of more than 700 test specimens. When the rebound value R and the cement type are set, TICO calculates the strength.

Remark: Measurements should not be performed close to reinforcement bars, hence locate the rebars first with our Profometer5.



Measurement of the rebound value R with the DIGI-SCHMIDT 2000 concrete tester.

Standards: EN 12504-4: 2004 (former BS 1881 part 203:1986), ASTM C597-83

Display of all information on a large clear Display


Cement type: P for Portland cement
 B for blast furnace cement
 Correction factor for moisture, rebar vicinity or other influences
 Rebound value inserted
 Measurement number
 Transmission time of the sound waves between the transducers in μs
 Distance between the transducers, unit pre-selectable: m, ft
 Pulse velocity $v = l/t$
 Concrete strength TICO - SCHMIDT, unit preselectable: N/mm^2 , MPa, kg/cm^2 , psi
 Instructions for operation

Start by START
 Menu by MENU

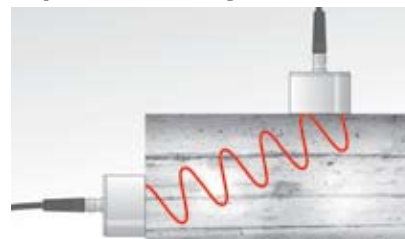
Display Data
 #100000
 $t = 50.4 \mu\text{s}$
 $l = 0.220 \text{ m}$
 $v = 4370 \text{ m/s}$
 $\sigma_k = 30.7 \text{ N/mm}^2$
 $\alpha_k = 1.00$
 $R = 34$
 Portland
 Select by \downarrow
 End by END

The measured values can be called up from the memory by means of the cursor keys $\uparrow \downarrow$ and can be shown on the display.


Methods for measuring the transmission time with transducers acting as transmitter and receiver, for calculating the pulse velocity



Direct transmission



Semi-direct transmission



Indirect or surface transmission

Technical Information

Display Unit with non-volatile memory for 250 measured values

DISPLAY: 128x128 graphic LCD

INTERFACE: RS232 or with adapter* to USB

INTEGRATED SOFTWARE: for transmission of the measured values to PC

MEASURING RANGE: ~15 to 6550 μs

RESOLUTION: 0.1 μs

VOLTAGE PULSE: 1KV

PULSE RATE: 3/s

IMPEDANCE AT INPUT: 1M Ω

TEMPERATURE RANGE: -10° to +60°C for instrument

RECOMMENDED RANGE FOR MEASUREMENTS: 0°C to 50°C only

BATTERY: 6 LR6, 1.5V (30 hours operation)

Ordering Information

UNIT

325 40 006 Ultrasonic Instrument TICO

Includes Display unit, 2 54 kHz transducers, cable, calibration rod, coupling paste, carrying strap, operating instructions and carrying case 325x295x105 mm, total weight 4.7 kg

ACCESSORIES

325 40 026	Transducer 24kHz	325 40 021	Cable BNC 1.5m
325 40 027	Transducer 37kHz	325 40 023	Cable BNC 15m
325 40 100	Transducer 54kHz	330 00 456	Transfer Cable
325 40 090	Transducer 82kHz	325 40 040	Coupling paste 150 ml
325 40 029	Transducer 150kHz	*390 00 540	Adapter RS232/USB

For Sales and Service Contact:

Europe/Africa

Proceq SA

Ringstrasse 2
 CH-8603 Schwerzenbach
 Switzerland
 Tel: +41 (0)43 355 38 00
 Fax: +41 (0)43 355 38 12
 info-europe@proceq.com

Americas

Proceq USA, Inc.

117 Corporation Drive
 Aliquippa, PA 15001
 USA
 Phone +1-724-512-0330
 Fax +1-724-512-0331
 info-usa@proceq.com

Asia/Pacific

Proceq Asia Pte Ltd

12 New Industrial Road #02-02A
 Singapore 536202
 Republic of Singapore
 Phone: +65-6382-3966
 Fax: +65-6382-3307
 info-asia@proceq.com



proceq

